

Statutory homelessness data

October - December 2017 (Q4)

About

Every quarter, the Department for Communities and Local Government (DCLG) releases statistics on the levels, types and outcomes of homelessness applications received by councils across England. This briefing looks at the latest figures.

Headlines

Compared to the same quarter in 2016, the latest statistics show that between 1 October and 31 December 2017:

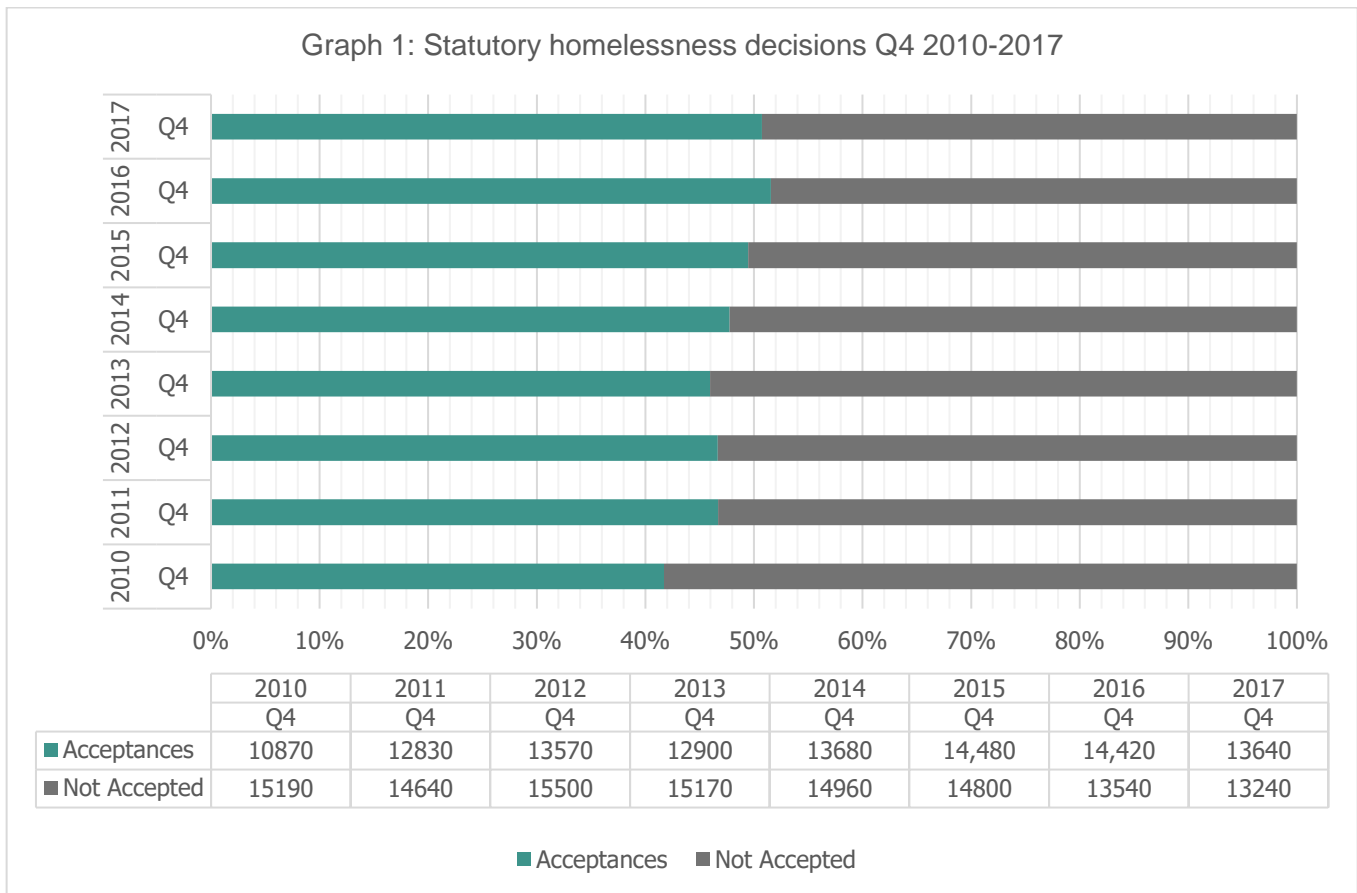
- The total number of households making an application was 4% lower at 26,880.
- 51% of applicants were accepted by local authorities as owed the main homelessness duty.
- 4,550 people were found not to be in priority need, representing 17% of the total statutory case load.
- The number of households in temporary accommodation was 78,930, representing a 4% increase from last year's figure of 75,740.

Applications and Acceptances

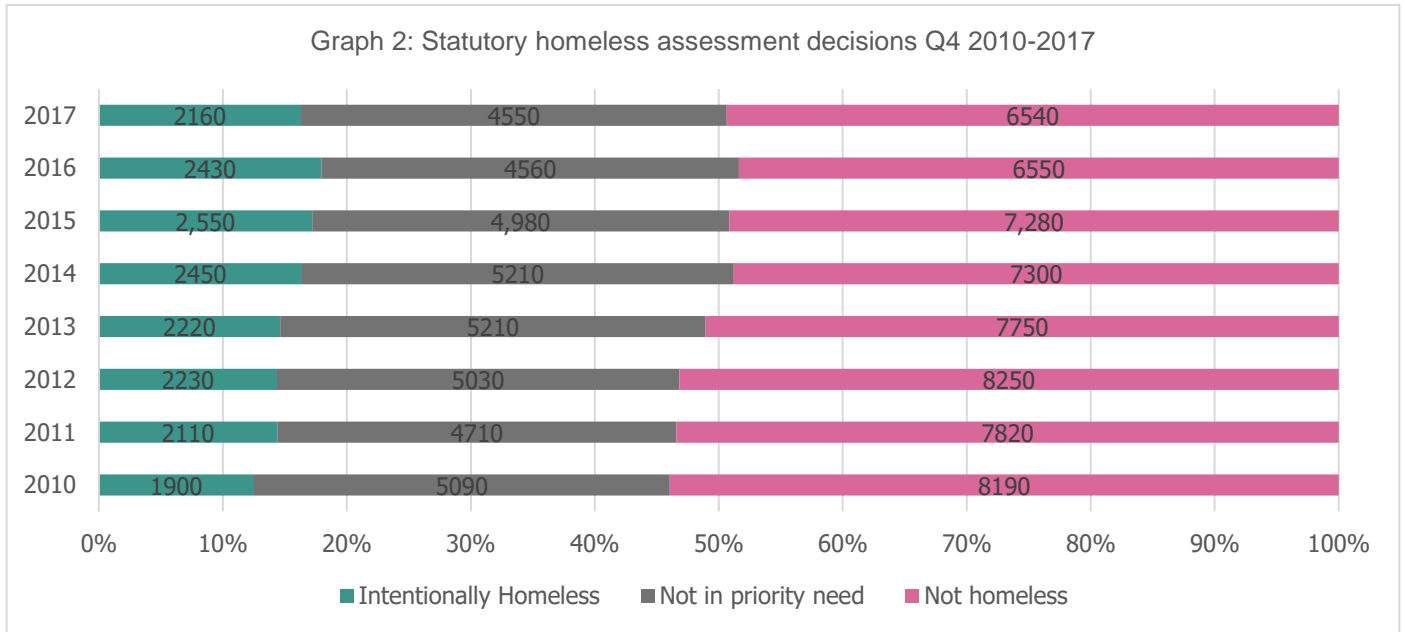
Applications	26,880 households made a homelessness application at their local authority in October – December 2017. This figure is 4% lower compared to the same period last year when the total number was 27,960.
Acceptances	13,640 households were accepted as statutory homeless.
Rate of acceptance	The rate of acceptance was 51%
Acceptances for young people	A total of 2,830 young people (aged 16-24) were accepted as statutory homeless. This figure is slightly lower than Q4 2016 when the figure was 3,070.

National trends

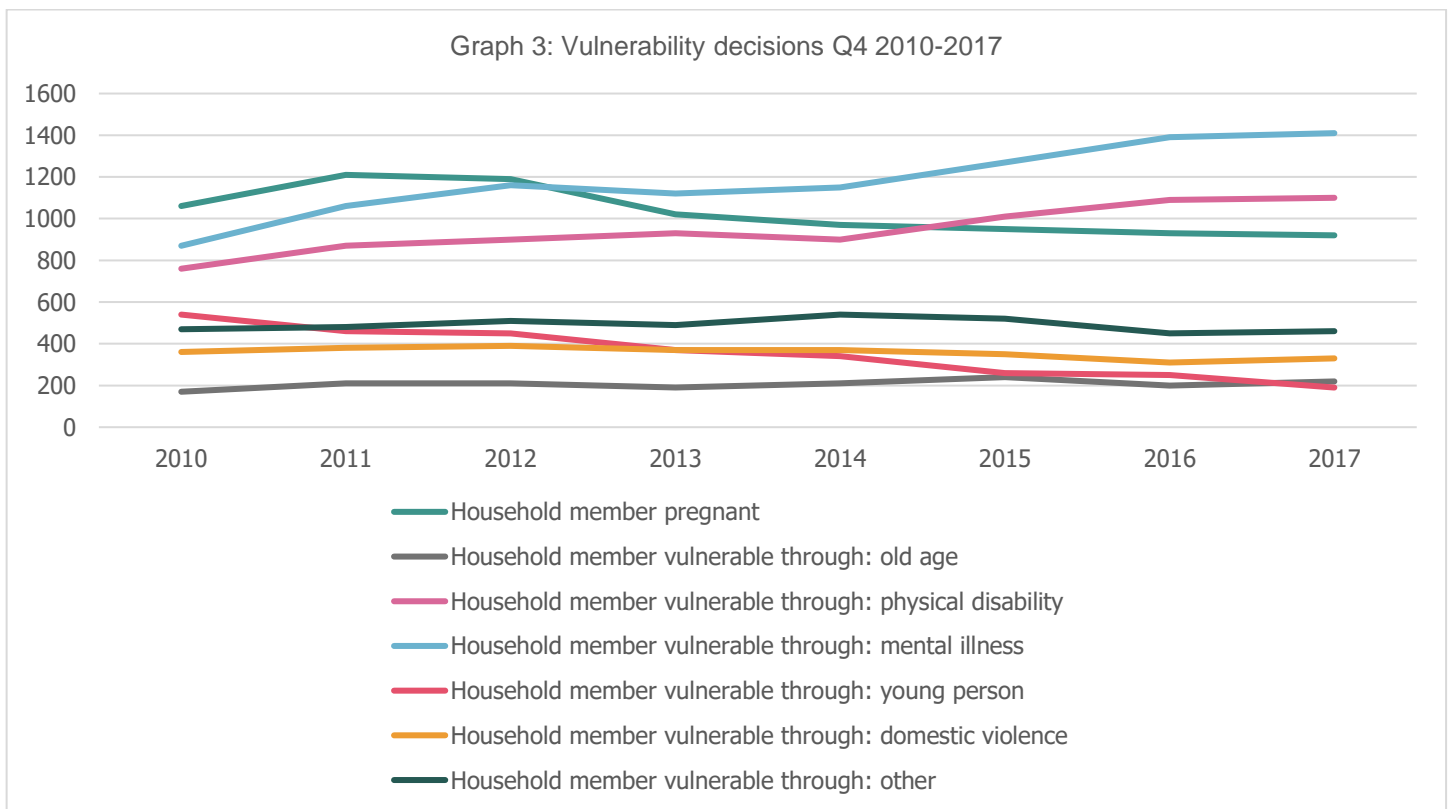
Graph 1 shows the national statutory caseload and official decisions over the past seven years during quarter 4 (October - December). In Q4 2017, 26,880 households made a homelessness application at their local authority. Of this total, 13,640 were accepted as statutory homeless, and 13,240 were not accepted as statutory homeless due to one of the reasons outlined in Graph 2.



Graph 2 shows the decisions for all households not accepted as owed a main homelessness duty during the last seven years in Q4. Not homeless decisions remains the primary reason why applicant households are not accepted (6,540 households).

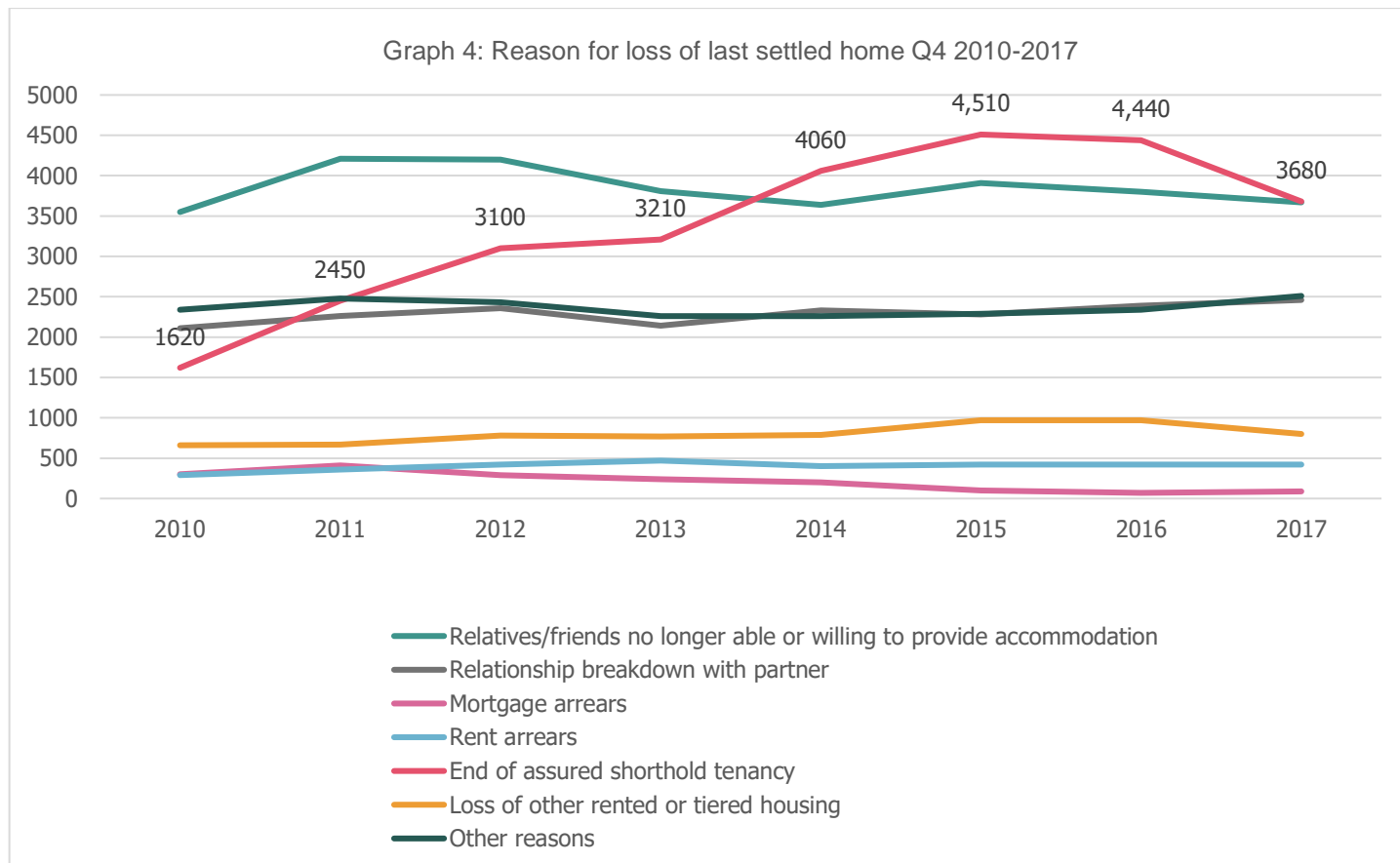


Graph 3 shows households found to be in priority need due to vulnerability.



Homeless Link

Graph 4 shows that in Q4 2017, end of assured shorthold tenancy with a private landlord (3,680 households) remained the primary reason why homeless applicants lost their last settled home (27% of all acceptances). Relatives/friends being unable or unwilling to provide accommodation remains the second immediate cause (3,670 households).

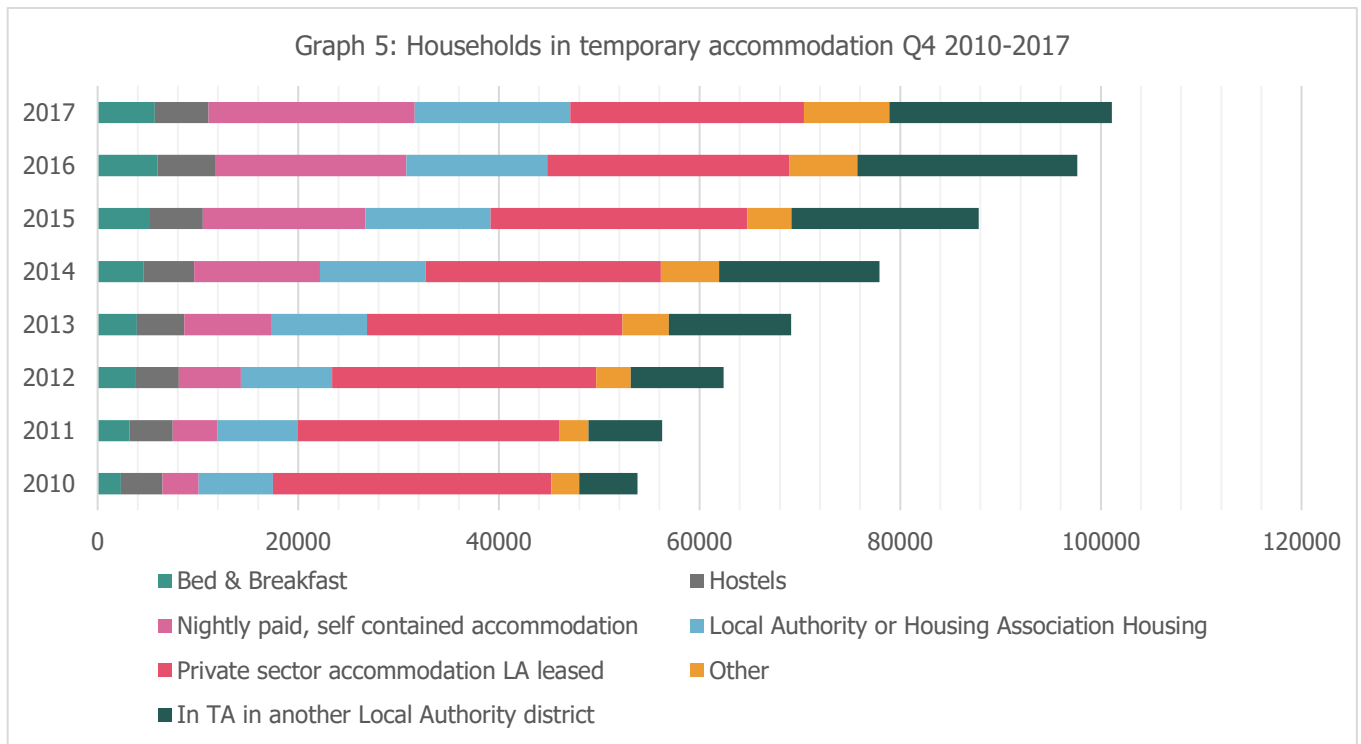


Households in temporary accommodation

Most new acceptances will be placed in temporary accommodation by their local authority. Graph 5 shows the number of households placed in different types of temporary accommodation in Q4 2010 - 2017. In October - December 2017, a total of 78,930 households were in temporary accommodation, representing a 4% increase of last year's figure of 75,740.

Key figures include:

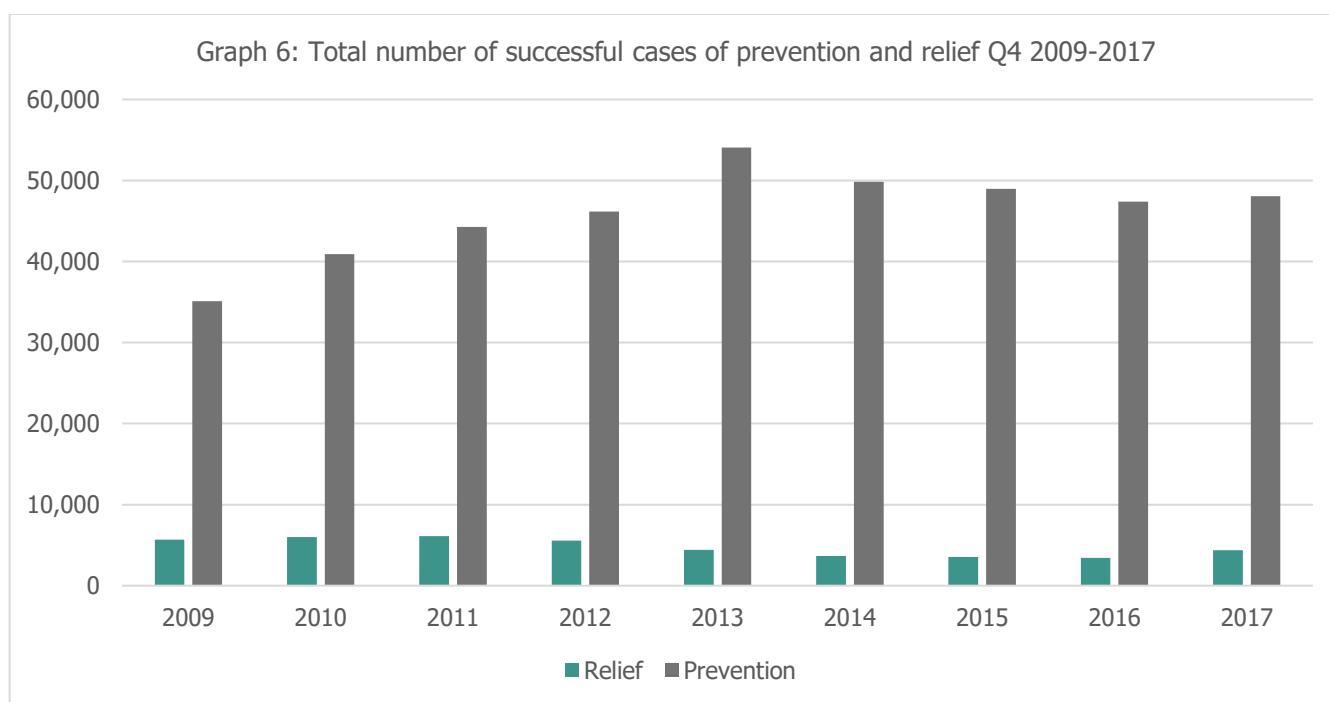
- A total of 22,150 households were placed in local authorities other than where the original application was accepted. This is only slightly higher than the 2016 Q4 figure of 21,910.
- 5,710 households were placed in Bed & Breakfasts, representing a 5% decrease from the previous year when the figure was 5,990.
- A total of 5,340 were placed in hostels, a 7% decrease from last year's figure of 5,700.
- 20,560 households were placed in nightly paid, self-contained accommodation, slightly higher than year figure of 19,080.



Prevention and relief

The DCLG publishes quarterly prevention and relief statistics alongside the statutory homelessness statistics. Prevention covers positive action taken by local authorities to provide assistance to people at risk of homelessness, relief involves actions to secure accommodation for households that have already become homeless. Figures are available from 2009/10 onwards.

In Q4, 2017, there were 52,440 cases of prevention and relief, which is slightly higher than the Q4 2016 figure of 52,190. Of the total 48,070 (92%) were prevention and 4,370 (8%) were relief.



Let's end homelessness together

Homeless Link, Minories House, 2-5 Minories, London EC3N 1BJ | 020 7840 4430
www.homeless.org.uk | Twitter: @Homelesslink | Facebook: www.facebook.com/homelesslink



What we do

Homeless Link is the national membership charity for organisations working directly with people who become homeless or who live with multiple and complex support needs. We work to improve services and campaign for policy change that will help end homelessness.

Let's end homelessness together

Homeless Link
Minories House, 2-5 Minories
London EC3N 1BJ

020 7840 4430

www.homeless.org.uk

Twitter: @Homelesslink

Facebook: www.facebook.com/homelesslink

© Homeless Link 2017. All rights reserved.
Homeless Link is a charity no. 1089173 and
a company no. 04313826.