

HOMELESS NUMBERS ANALYSIS OF STATUTORY HOMELESS FIGURES OCT – DEC 2013 (QUARTER 4)

On the 3rd March 2014, the Government published the figures on households applying to councils in England for help with homelessness. This document sets out our analysis of these figures.

KEY THEMES

- Applications in Q4 2013 (28,020) are down by 4% from Q4 2012 (29,060)
- Acceptances (12,890) are down by 5% compared to Q4 2012 (13,570)
- Rate of acceptance is down 1% to 46%
- Use of temporary accommodation has increased 7% (56,930 in Q4 2013 compared to 53,130 in Q4 2012)
- The use of Other Private Sector accommodation is up 44% and hostel use is up 10%
- Households placed in other LA areas has increased 23% (11,860 in Q4 2013 compared to 9,670 in Q4 2012)
- Parents or friends no longer able or willing to accommodate continues to be the main reason for loss of last settled home at 30%

NUMBER OF APPLICATIONS AND ACCEPTANCES

In Q4 2013, 28,020 households approached their LAs for help with homelessness. This is a decrease of 4% from Q4 2012, when the number of applicants was 29,060.

12,890 households were accepted as being homeless and in priority need this quarter, compared to 13,570 in Q4 2012. This is a decrease of 5%.

The rate of acceptance is 46%, down 1% from Q4 2012.

The number of acceptances for young people (16-24) has decreased by 17% (3,460 in Q4 2013, 4,160 in Q4 2012). The proportion of acceptances for young people has also decreased to 27% from 31% at the same time last year.

Year on Year Comparison

Chart 1 shows the trends on the number of applications and acceptances in the last five years. Number of applications increased in Q4 2011 and Q4 2012, and then decreased in Q4 2013. However, numbers in Q4 2012 remain higher than in Q4 2009.

Acceptances are also down in Q4 2013 compared to Q4 2012 but remain higher than their Q4 2009 levels.

Chart 1: Acceptances and applications Q4 2009-13

HOMELESSWATCH

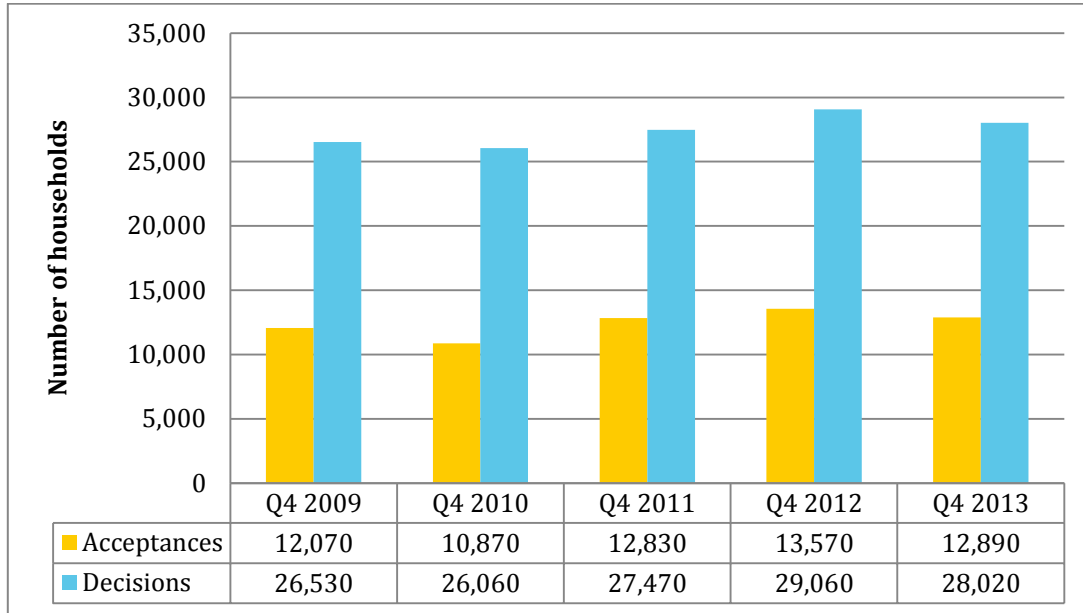


www.homeless.org.uk/take-a-step

 www.facebook.com/homelesslink

 @HomelessLink

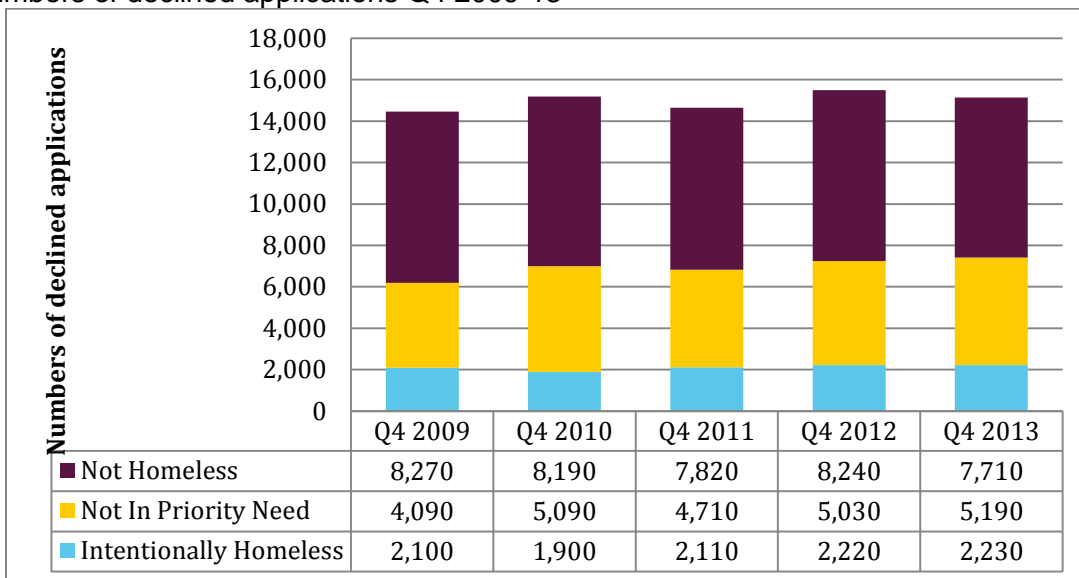




Source: DCLG

Chart 2 provides a breakdown of reasons for non-acceptances. Compared to last year, there has been an increase of 3% in the number of households deemed to be homeless but not in priority need. Numbers are 10% higher than Q4 2011.

Chart 2: Numbers of declined applications Q4 2009-13

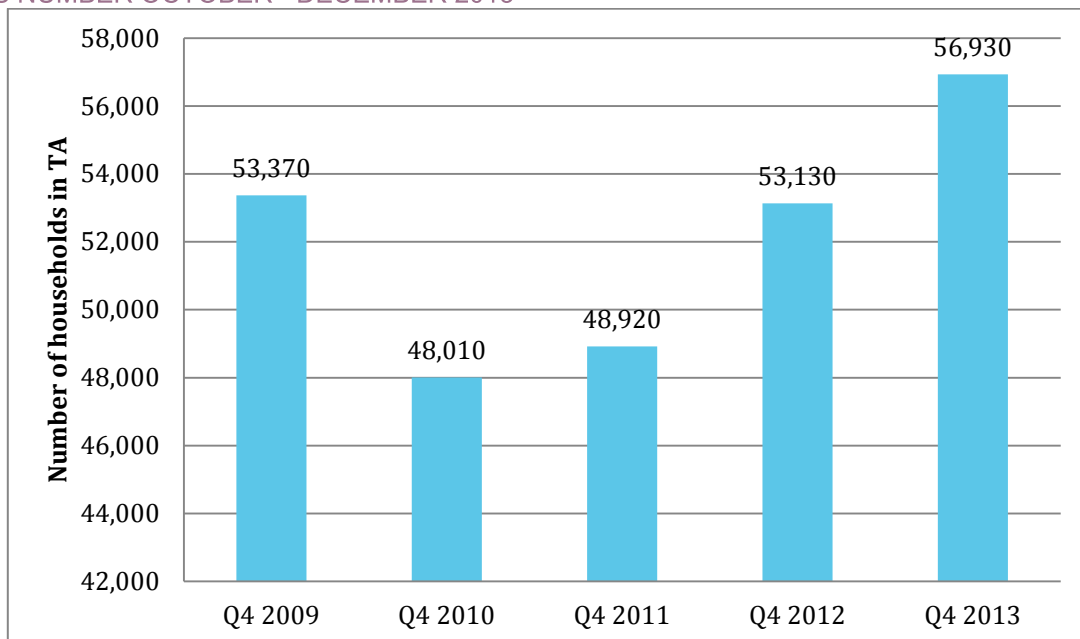


Source: DCLG

NUMBER OF HOUSEHOLDS IN TEMPORARY ACCOMMODATION

The number of households placed in temporary accommodation has increased to 56,930, the highest level since Q4 2008 (67,480) and an increase of 7% on Q4 2012 (53,130).

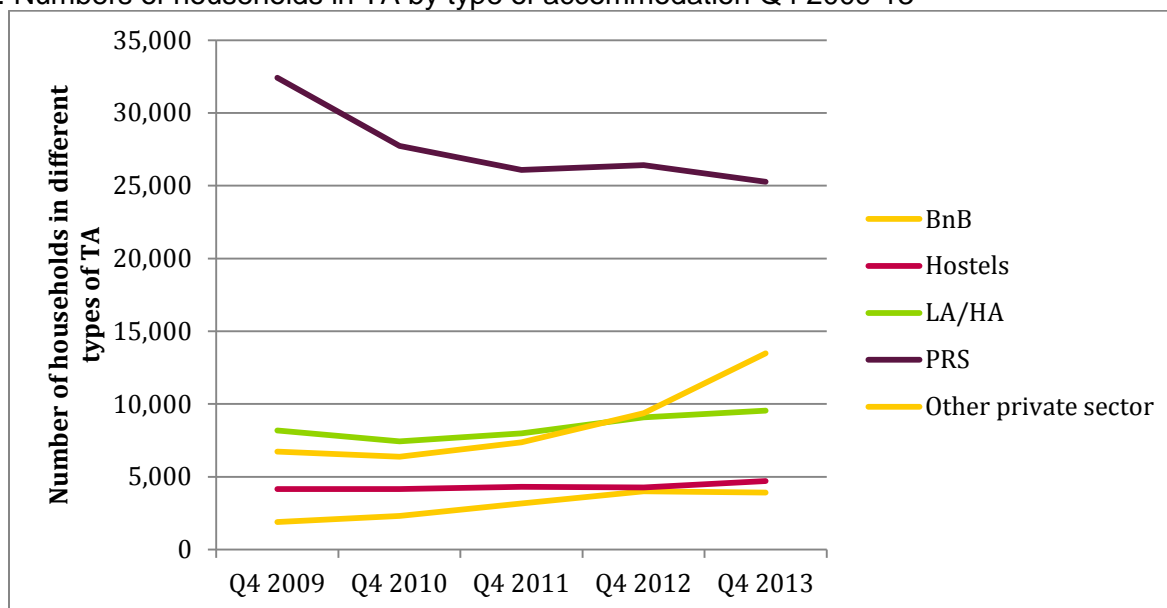
Chart 3: Numbers of households in temporary accommodation Q4 2009-13



Source: DCLG

The numbers of people housed in other private sector accommodation has been rising since Q4 2010 and now stands at 13,490, an increase of 44% on Q4 2012 (9,360). Hostel usage in Q4 2013 has increased 10% compared to Q4 2012, and LA/HA stock is up 5%, with decreases in B&B and PRS usage (down 2% and 4% respectively).

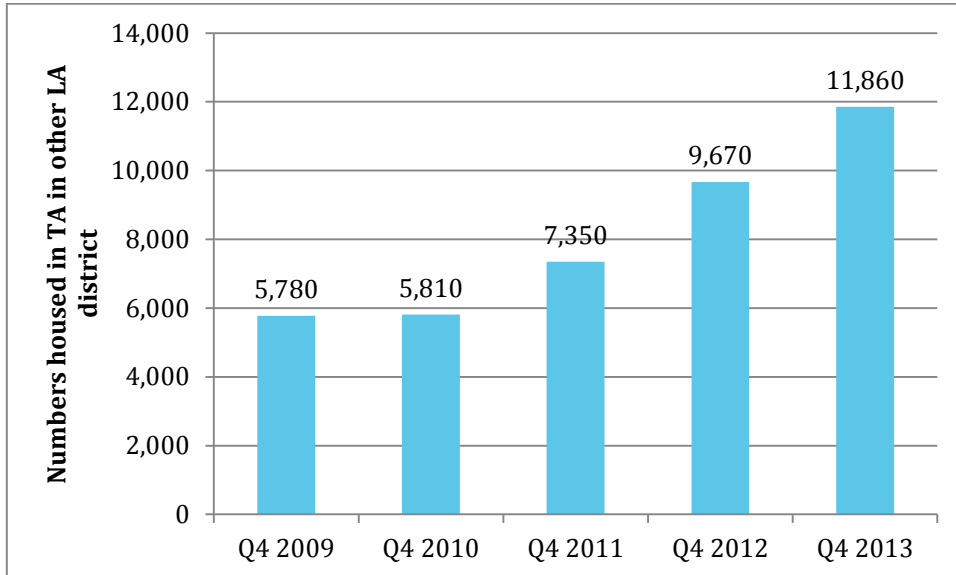
Chart 4: Numbers of households in TA by type of accommodation Q4 2009-13



Source: DCLG

The number of households placed in temporary accommodation in other local authority areas has increased 23% (11,860 in Q4 2013 compared to 9,670 in Q4 2012). This reflects an upward trend evident since Q4 2009 (Chart 5).

Chart 5: Number of households in TA housed in another LA district Q4 2009-13



Source: DCLG

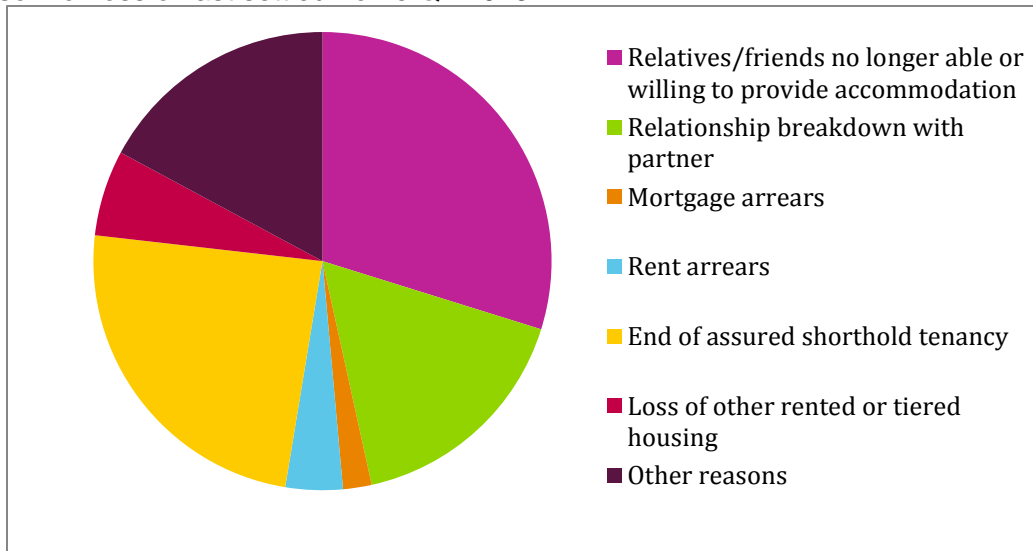
REASON FOR LOSS OF LAST SETTLED HOME

Chart 6 shows that parents or friends no longer able or willing to accommodate individuals continues to be the main reason for loss of last settled home at 30%, similar to last year. The end of an assured short hold tenancy now stands at 24% of acceptances (23% in Q4 2012).

The proportion of acceptances for households with rent arrears remains low at 4% (3% in Q4 2012) though numbers have risen 33% (560 in Q4 2013 compared to 420 in Q4 2012).

The proportion of acceptances due to mortgage arrears remains the same at 2% (240 in Q4 2013 and 290 in Q4 2012).

Chart 6: Reason for loss of last settled home Q4 2013



Source: DCLG

ABOUT US

Homeless Link is the national charity supporting and representing organisations working directly with people who experience homelessness in England

Copyright © 2014 Homeless Link

